

SINGLE TREE HOOK

This single tree hook is intended to be used with a strap, Fig. 49. The strap is bolted or riveted to the end of the single tree. The long end of the strap should always be long enough to act as a protection against the front wheels.




FIG. 49. SINGLE TREE HOOK AND STRAP.

FIG. 50.
SINGLE TREE HOOK.

How to Make a Single Tree Hook

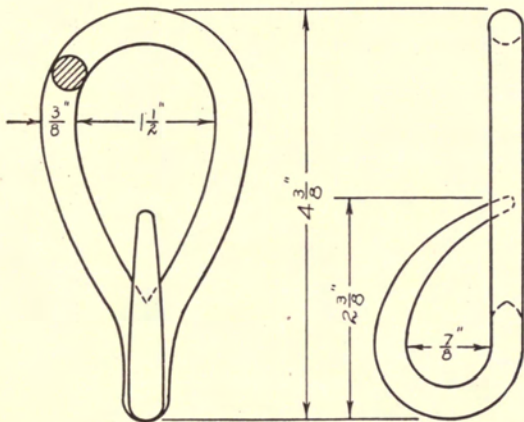
1. First read and study the Lap Weld and Plate 18.
2. On one end of the stock for the hook shape a rather long narrow scarf.
3. Shape the eye part to the dimensions given on Plate 25.
4. Weld.
5. Draw a square and then round point $1\frac{1}{2}$ inches long.
6. Shape the hook as shown in the drawing. There should be just room enough for the eye on the tug to slip over the hook. See Fig. 50.
7. Flatten the two ends of the stock for the strap to the dimensions given.
8. Bend the strap over the horn of the anvil, being sure to shape the curve on the short side, as in the drawing.
9. With a square, mark across both ends for holes AA and BB. Center-punch these and the other hole, and drill. AA and BB must be directly opposite each other.

Notes.—When making repairs be sure to change any dimensions of the strap that may be necessary.

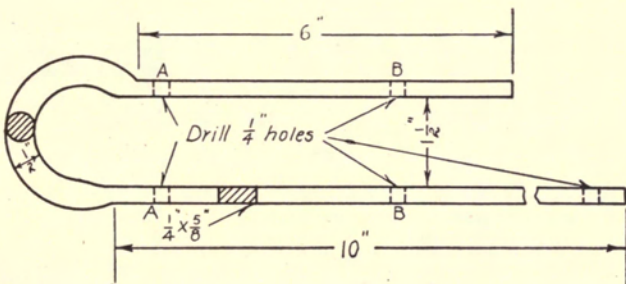
An easy way to drill AA and BB is to first slip a couple of $\frac{3}{4}$ -inch boards between the two parts.

Remember that the longer the scarf, the longer the weld, and harder the job.

SINGLE TREE HOOK



Stock
 1pc. $\frac{3}{8}$ " x 12" Round
 1pc. $\frac{1}{2}$ " x 20" Round



UNIVERSITY OF CALIFORNIA

FARM BLACKSMITHING

A TEXTBOOK AND
PROBLEM BOOK FOR STUDENTS IN AGRICULTURAL
SCHOOLS AND COLLEGES, TECHNICAL
SCHOOLS. AND FOR FARMERS

BY
JOHN F. FRIESE

Head of the Machine Shop and Forging Departments,
Technical High School, St. Cloud, Minn.

Author of "Blueprinting"



THE MANUAL ARTS PRESS
PEORIA, ILLINOIS

TT220
F7
Vocat.
educ.

Vocational Educ. Division

COPYRIGHT 1921

• JOHN F. FRIESE

Public Domain Bookmarks and Links
Added by Allen Dyer. December, 2007
Blacksmith Guild of Central Maryland
Publications Committee

Printed in the United States of America